

Chapter 1: All Renal Replacement Therapy in Malaysia

Lim Yam Ngo
Lim Teck Onn
Lee Day Guat

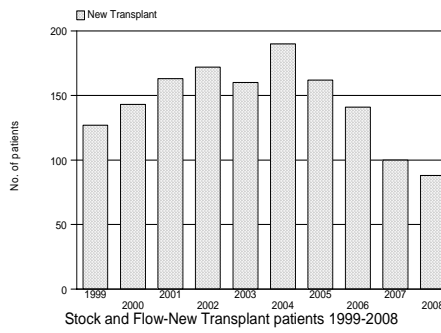
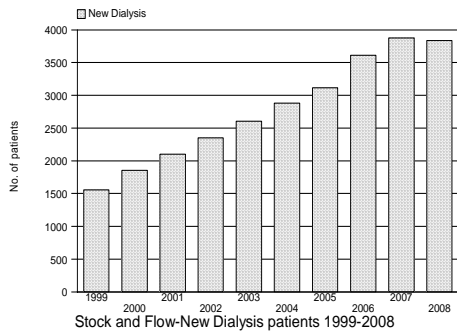
16th Report of the Malaysian Dialysis and Transplant Registry 2008

Table 1.1: Stock and Flow of RRT, Malaysia 1999-2008

Year	1999	2000	2001	2002	2003	2004	2005	2006	2007	2008
New Dialysis patients	1559	1854	2100	2350	2605	2880	3115	3614	3874	3836
New Transplants	127	143	163	172	160	190	162	141	100	88
Dialysis deaths	493	597	816	929	1161	1278	1430	1696	1780	1803
Transplant deaths	25	30	37	33	37	42	43	50	39	48
Dialyzing at 31st Dec	5542	6694	7847	9119	10438	11884	13403	15084	17015	18856
Functioning transplant at 31st Dec	1178	1250	1333	1428	1505	1595	1683	1726	1732	1730

Figure 1.1: Stock and Flow of RRT, Malaysia 1999-2008

(a) New Dialysis and Transplant patients



(b) Patients Dialysing and with Functioning Transplant at 31st December 1999-2008

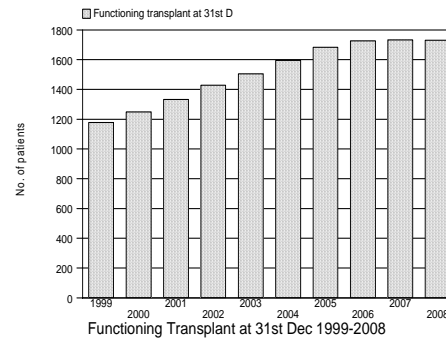
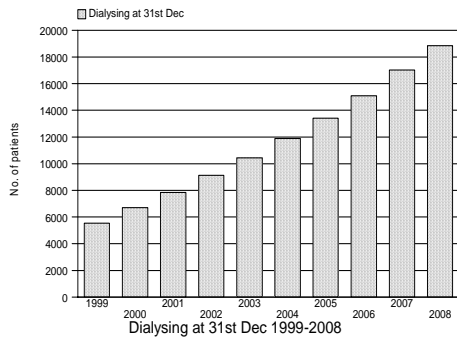


Table 1. 2: New Dialysis Acceptance rate and New Transplant Rate per million population 1999-2008

Acceptance rate	1999	2000	2001	2002	2003	2004	2005	2006	2007	2008
New Dialysis	69	79	87	96	104	113	119	136	143	138
New Transplant	6	6	7	7	6	7	6	5	4	3

Figure 1.2: New Dialysis Acceptance and New Transplant Rate 1999-2008

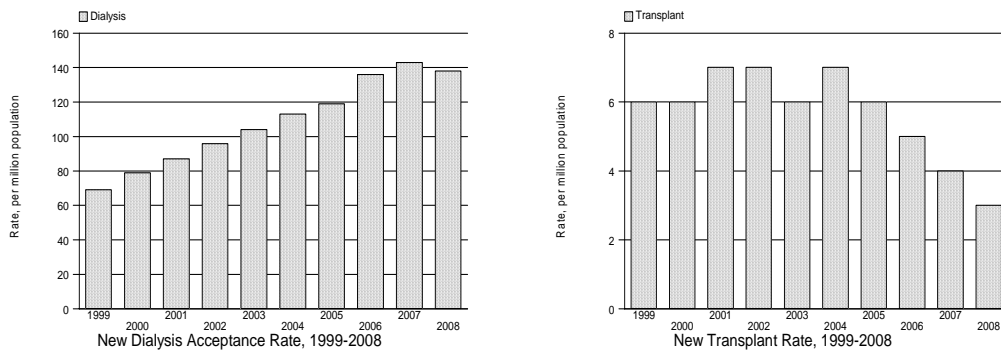


Table 1.3: RRT Prevalence Rate per million population 1999-2008

Prevalence rate	1999	2000	2001	2002	2003	2004	2005	2006	2007	2008
Dialysis	244	285	327	372	417	465	513	566	626	680
Transplant	52	53	56	58	60	62	64	65	64	62

Figure 1.3: Dialysis and Transplant Prevalence Rate per million population 1999-2008

